






Indoor Hemp Regimen

15 Week Grow Cycle

Values are in grams g/Gal

PHASE	WEEK			
VEG	3	2	2	0
VEG	4	3	3	0
VEG	5+	3	3	0
FLOWER	1	3	3	0 - 0.15
FLOWER	2	3	3	0.3
FLOWER	3	3	3 - 4	0.5 - 0.75
FLOWER	4	3	3 - 4	0.5 - 1.5
FLOWER	5	3	3 - 4	0.5 - 1
FLOWER	6	3	3 - 4	0.5
FLOWER	7	2	3	0.3
FLOWER	8	1	0.5 - 2	0 - 0.15
FLOWER	9	0	0.5 - 1	0
FLOWER	10	0	0	0

NOTES

- * The above regimen is based on a crop starting with clones.
- * 1/4 g/Gal of EMERGE and AWAKEN can be used to raise clones.
- * Can be foliar fed at 1/4 strength.